



**ANNUAL  
REPORT**

# 2023

October 2022 - September 2023

# A Year of Collaboration

This year proved the importance of collaboration for AEP. Throughout this report, you will see multiple instances where we say “AEP did...” or “The team completed...” In each of these moments, we are referring not only to the six full-time staff members who work for AEP, but to all individuals or organizations that contributed to AEP’s work this year. AEP truly is a partnership in its many iterations. This year’s achievements would never have happened without the work of our colleagues at Education Commission of the States (ECS), AEP’s administering organization, guidance from our federal partners, direction from our advisory council, support from our 200+ partners and affiliates, participation of 700+ attendees, the writing of 15+ guest authors, knowledge shared by 50+ guest speakers and the invaluable work of countless other educators, students, researchers, policy makers and advocates.

At a time when it feels like many people are divided, this year has proven how vital collaboration and working together is for promoting and advancing arts education across the country.

# Table of Contents

<b>AEP by the numbers</b> .....	<b>4</b>
<b>Elevating equitable and transformative practices in arts education policy and leadership</b> .....	<b>5</b>
Annual Survey	
AEP Staff	
Annual Convening	
<b>Promoting the value of arts education for every student across all educational environments</b> .....	<b>9</b>
ArtScan	
STEAM Resource Guide	
The Arts Count	
Success Stories	
STEAM at National Forum	
ArtsEdSearch	
<b>Cultivating a strong and collaborative network of arts and education leaders</b> .....	<b>13</b>
Partnership Meetings	
Working Groups	
AEP Hosted Meetings	
<b>Appendix</b> .....	<b>17</b>

# AEP by the numbers

## Policy Highlights

**5** Key Issues



- DATA
- HEALTH AND WELLNESS
- JUVENILE JUSTICE
- STEAM
- TEACHER RECRUITMENT AND RETENTION



**7** New Publications



**6** Information Requests



**24,000+**  
ONLINE RESOURCES  
ACCESSED

## Engagement Highlights



**189**

ENGAGEMENTS

**2**

NEW PARTNERS



**27**

NEW AFFILIATES

**700+**

Total Meeting Attendees

**27**

Meetings Hosted

**74,428** Visitors to ArtsEdSearch  
**76,268** Visitors to AEP-Arts.org



**16**

MEDIA MENTIONS

## Annual Convening Highlights

**148** Attendees

**85** New Attendees



**34**

STATES REPRESENTED



**43**

SPEAKERS



**16**

SESSIONS



**11**

YOUTH PRESENTERS



Elevating **equitable** and  
**transformative practices**  
in arts education policy  
and leadership





## Annual Survey

AEP conducted the second Annual Survey for partners, affiliates and stakeholders to provide honest feedback on AEP’s work and relationships. 92 participants completed the survey within a two-month window.

Overall experience with AEP.



**79%** outstanding or above average

AEP provides opportunities to listen and learn from the experience and knowledge of others



**77%** agreed or strongly agreed

AEP keeps respondents informed on state policy issues related to arts education.



**65%** agreed or strongly agreed

AEP cultivates a strong, effective and active network of partners and affiliates.



**55%** agreed or strongly agreed



# most used

Respondents indicated the **resources** they used most were:

1. ArtsEd Digest
2. ArtsEdSearch
3. Annual Convening
4. ArtScan
5. ArtsEd Amplified

# most valuable

Respondents said the most valuable **resources** were:

1. Annual Convening
2. ArtScan
3. ArtsEd Digest
4. ArtsEdSearch
5. Written Research

## AEP Staff

When asked about AEP staff, participants in the Annual Survey said that:

**AEP staff members are responsive to their needs.**



**85%** agreed or strongly agreed

Up from 42% in 2022

**AEP staff members they have interacted with embody a strong commitment to diversity, equity, and inclusion**



**80%** agreed or strongly agreed

Up from 42% in 2022

**They feel comfortable approaching an AEP staff member when they need help.**



**88%** outstanding or above average

Up from 48% in 2022

## Annual Convening

While planning for the 2023 AEP Annual Convening, the team focused on highlighting student voices, comfort and connections among attendees and collaboration between AEP and the partners. This Convening marked the second in-person convening since the onset of the COVID-19 pandemic. The 2023 event attracted 148 attendees, including nine AEP and ECS staff members and 43 non-staff speakers in Portland, OR from Sept 13-14.

Due to the smaller venue size, 26 people were placed on the waitlist and were unable to attend. 58% of registrants overall — and 95% of registrants from Oregon — were attending their first AEP Convening.

### Respondents said their reasons for attending were to:



Learn about **emerging trends** in arts education research, policy or practice.

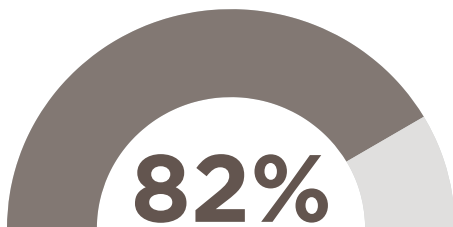


**Make new connections** in arts education.



Learn about the **work of others**.

In the post-event survey, **82% of participants felt the goals they had for attending the Annual Convening were met.**



### The top ways the Annual Convening met participants goals were:

- 1** Provided opportunities to **listen and learn from the experience** and knowledge of others. **93%**
- 2** Helped participants **learn about emerging knowledge** in arts education research, policy and/or practice. **89%**
- 3** Provided opportunities to **meaningfully connect** with other attendees. **89%**





Promoting the **value of arts education** for every student across all educational environments

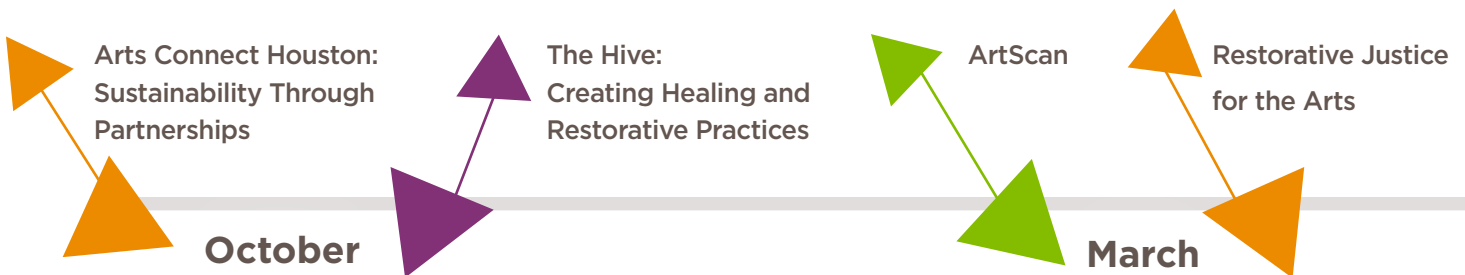
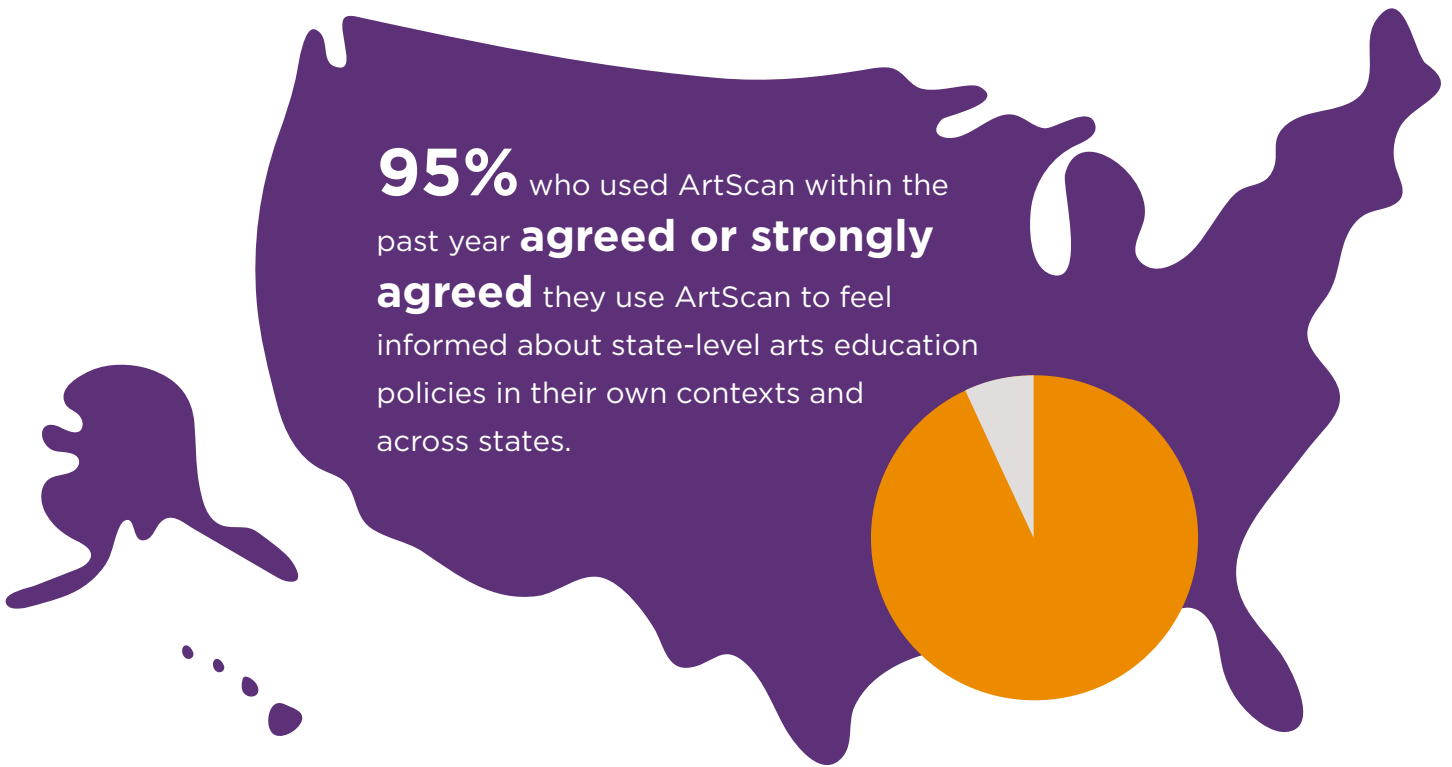




 **74,403** page visits

## ArtScan

In March, AEP published its annual update to ArtScan, a clearinghouse of the latest state policies supporting arts education from all 50 states, the District of Columbia and the Department of Defense Education Activity. For efficiency of use, two policy areas were removed from this year's update: arts as a core academic subject and arts education requirements for state accreditation.





**1,267** page visits

## STEAM Resource Guide

AEP published a new webpage compiling resources from AEP, ECS and the field on STEAM education, talking points supporting STEAM and exemplar programs and states taking action to advance STEAM education. This tool is the compilation of three years of work in STEAM and will continue to be updated as we engage new thought partners and identify resources.



**808** page visits

## The Arts Count

In July, the team launched the new Arts Count resource page. The page highlights the four reports in the Arts Count series: Music Matters, Visual Arts Matters, Dance Counts and Theatre Counts. The page includes a synthesis of themes from all four reports, summaries of each report and links to each individual resource.



**674** page visits

## Success Stories

This year, AEP worked with organizations to share four success stories in two new categories. The Arts Education and American Rescue Plan/Elementary and Secondary School Emergency Relief Funding series shares how arts organizations, states, schools and other entities are using funding from the American Rescue Plan and the Elementary and Secondary School Emergency Relief Fund to support arts education.

The Restorative Justice series shares about organizations that seek to acknowledge the impact of harmful practices and create opportunities to heal that harm and transform communities.

STEAM Resource Guide



May

Prince George's County Public Schools:  
Project: Creativity and Instrument Refresh




June

The Arts Count



July



## STEAM at National Forum on Education Policy

AEP supported the P-5 STEAM Education Policy Workshop in Minneapolis, Minnesota on July 11-12 as an ancillary event to the National Forum. Twenty participants attended the workshop, including state policymakers from Alabama, California, Colorado, Kansas, Maryland, Minnesota, New Mexico and North Dakota. The event provided an overview of STEAM education from the Institute for Arts Integration and STEAM; state spotlights from Georgia and West Virginia; a discussion on equity and STEAM ecosystems led by Remake Learning; an interactive session from Crayola; and a discussion on ECS and AEP supports for this work moving forward. The event was supported by the Heising-Simons Foundation.

 **3,403** page visits

## ArtsEdSearch

Committing to what we learned from last year’s series of ArtsEdSearch Thinkers Meetings, we contracted with Asif Majid to expand the scope of the ArtsEdSearch platform.

In the Annual Survey, 83% of respondents agreed or strongly agreed they feel confident about and trust in the research from ArtsEdSearch. 94% indicated they use ArtsEdSearch to feel knowledgeable about arts education outcomes and 64% use ArtsEdSearch to inform their work.

## Studies with the most views



Improv and ink: Increasing individual writing fluency with collaborative improv (2015)

**2,665 views**

Arts Education in Secondary Schools: Effects and Effectiveness (2000)

**1,941 views**

Does musical training improve school performance? (2009)

**1,941 views**

Creating destiny: Youth, arts and social change (2011)

**1,408 views**

The effects of creative dramatics on vocabulary achievement of fourth grade students in a language arts classroom: An empirical study (2014)

**1,398 views**



Cultivating a **strong** and  
**collaborative network** of arts and  
education leaders





## Partnership Meetings

This year, AEP hosted three Partnership Meetings in November, April and August. The meeting topics included discussion on the future of Partnership Meetings (formerly Quarterly Partnership Webinars), education policy trends in 2023, and artificial intelligence and the arts. In the coming year, AEP anticipates creating in-person Partnership Meetings to continue connecting with partners beyond online interfacing.

In the Annual Survey, respondents chose reasons why they attended Partnership Meetings. In order of most chosen to least, participants indicated they attended to:

- 1** Be aware of AEP's **work, products and services.**
- 2** **Feel knowledgeable about the work** of other partners and affiliates.
- 3** Learn about participating in **future engagement activities.**
- 4** **Connect** with other partners/affiliates.



### Partnership Meeting Attendance:

November: **56**

April: **21**

August: **41**

## Working Groups

### Arts Education Policy Working Group

*(47 Members)*

Chairs:

**Quanice Floyd** *(National Guild for Community Arts Education)*

**Mario Rossero** *(National Art Education Association)*

**Lynn Tuttle** *(American String Teachers Association)*

This working group's main focuses for 2023 included ESEA reauthorization, updating foundational resources, creating common messaging and information sessions on key issues. The group began work on updating Arts Education for America's Students: A Shared Endeavor, in addition to planning and hosting the Town Halls for Local Arts Education Supervisors in January and April.

## Data Working Group

(45 Members)

Chairs:

**Kelly Bisogno** (*State Education Agency Directors of Arts Education*)

**Amanda Karhuse** (*National Association for Music Education*)

This working group determined two goals for 2023: release a public report about the status of arts education data collection and reporting at the federal, state and regional/local levels, and provide recommendations to the U.S. Department of Education for ways to improve federal arts education data collection and reporting. In addition to these goals, this working group focused on recruiting new members and identifying a new co-chair.

## Partnerships With Higher Ed: Policy, Programs and Research

(45 Members)

Chairs:

**Jennifer Katona** (*Educational Theatre Association*)

**Debbie Arseneaux** (*The Learning Alliance*)

This working group focused on developing journal submissions for the “Issues in Teacher Education” journal. The group hosted weekly writer’s sessions and discussed topics such as teacher retention and recruitment and current policy challenges.

## Equity Working Group

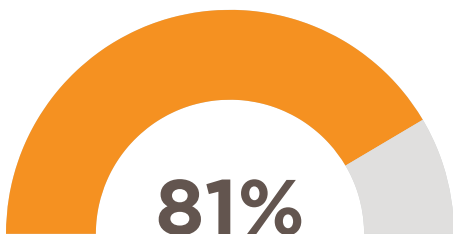
(52 Members)

Chairs:

**Alysia Lee** (*Baltimore Children and Youth Fund/Sister Cities Girlchoir*)

**Ray Yang** (*National Art Education Association*)

This working group brainstormed possibilities of the group going forward during technical sessions and planning sessions. Ideas included developing practical resources to share with AEP’s partner network and applications of technical sessions outside of the working group. Quanice Floyd shared a framework for liberation in arts education and facilitated a discussion about applying the framework to attendee contexts.



In the Annual Survey, 81% of people agreed or strongly agreed that AEP’s Working Groups:

- Help them feel more **connected** to other AEP partners and affiliates.
- Help them **gain valuable knowledge** that applies to their work.
- Provide an opportunity to **engage in conversations** that advance the field of arts education.

## AEP Hosted Meetings

November Partnership Meeting

January National Town Halls for Local Arts Education Supervisors

AEP supported the Policy Working Group to host two Town Halls for Local Arts Education Supervisors. These virtual events convened over 100 supervisors to discuss topics and challenges facing school districts and programs. Topics included school funding, teacher certification, student enrollment and approaches and uses for data.

April Partnership Meeting

May Juvenile Justice and Arts Education Conversation

AEP hosted 46 attendees from 16 states to join in a conversation about supporting justice-involved youth through arts learning. This conversation brought together arts, juvenile justice and education-based organizations interested in or currently doing work at the intersection of arts, education and juvenile justice. The goal of the meeting was to share the work being done in communities and discuss how collaborations across fields can support youth involved in the juvenile justice system.

August Partnership Meeting

September Annual Convening





# Appendix



# Communications

## ArtsEd Digest:

ArtsEd Digest, AEP's biweekly newsletter, ended the year with 5,938 subscribers. The average open rate for the Digest increased 21% from 2022 for a total of 40%. The average click-through rate increased from 2.5% to 7.8%.

## Social Media:

	Tweets or Posts	Clicks	Followers or Fans
Twitter	142	40k	9,098
Facebook	167	6.6k	4,886
LinkedIn	138	2.3k	4,620

## Website:

[www.aep-arts.org](http://www.aep-arts.org) - 76,268 total visits Pages with most visits:

- [Theatre Counts](#) | 3,756 views
- [Who We Are](#) | 2,510 views
- [ArtScan](#) | 2,479 views
- [2023 Annual Convening](#) | 2,178 views
- [ArtScan State Profiles](#) | 1,550

[ArtsEd Amplified](#) - 17 total posts Posts with most views:

- [What We Know About the Status of Arts Education](#) | 811 views
- [Cultural Democracy in the Classroom](#) | 599 views
- [What the NAEP Results Mean for Arts Education](#) | 530 views
- [The Arts as a Vehicle for Social-Emotional Learning Through SEAL](#) | 482 views
- [Who Advocates for Teaching Artists?](#) | 477 views

## Education Resource Information Center:

The Education Resource Information Center (ERIC) hosts a number of AEP's resources. These statistics are for the six-month period from Jan. 1-June 30, 2023. AEP's resources were viewed 270 times and were downloaded 312 times during this period. The top resources were:

	Views	Downloads
<a href="#">Theatre Counts</a>	175	138
<a href="#">Visual Arts Matter</a>	29	62
<a href="#">Arts Connect Houston: Sustainability Through Partnerships</a>	26	35
<a href="#">Music Matters</a>	10	29
<a href="#">What School Leaders Can Do to Increase Arts Education</a>	8	15

## **AEP was mentioned in other media and press releases 16 times:**

**Changing the tune about arts education in the schools** (published by Aspen Daily News on Oct. 9, 2022)

**Arts education on the ballot: Inside Prop 28 and the campaign to book K-12 spending by \$800 million** (published by LA School Report on Oct. 31, 2022)

**8 School Propositions on Midterm Ballots: Arts Education in CA, Early Ed in NM, Free School Meals in CO & More** (published by The 74 on Nov. 1, 2022)

**Dallas Education Foundation's Heart of Teaching campaign recognizes the talents of Dallas ISD art educators** (published by Dallas Independent School District's The Hub on Nov. 3, 2022)

**Essential Benefits of Arts Education for Students** (published by Carnegie Mellon University's Arts Management & Technology Laboratory on Dec. 20, 2022)

**MAEIA: Looking Back** (published by Michigan Arts Education Instruction & Assessment on Dec. 27, 2022)

**How to Find Stories in Arts Education** (published by Education Writers Association on Jan. 3, 2023)

**The Case for Arts Education** (published by Word in Black on January 24, 2023 and Amsterdam News on Feb. 8, 2023)

**Attend upcoming community session to learn more about students in the area** (published in The Caswell (NC) Messenger on Feb. 22, 2023)

**Secondary Arts Education As a Core Subject: Benefits and Examples** (published by Carnegie Mellon University's Arts Management & Technology Laboratory on Feb. 27, 2023)

**Black Students Deserve Equitable Access to Arts Education** (published in The San Diego Voice & Viewpoint and The Seattle Medium in Feb. 2023)

**Local partnerships can help restore arts programs lost to budget cuts** (published in K-12 Dive on March 22, 2023)

**Student success: What have we learned about what does and doesn't work?** (published in District Administration on April 25)

**Little Linguists Rebrands as RISE Education as Part of National Expansion** (press release by RISE Education on May 4, 2023)

**The Work of Arts** (published in Arkansas Business on May 22, 2023)

**Art smart: Haryana school provides canvas of learning with traditional model** (published in The New Indian Express on June 25, 2023)

# Information Requests

Teacher Certification Policies

Arts Integration

## Music Standards and Certification

State ESSA Indicators

Media Arts Licensure

Federal Funding for Arts Education

# New Partners and Affiliates

## Partners:

National Dance Society

Outside the Lens

## Affiliates:

Adam Sheldon

Amanda Masterpaul

Anna Marie Dance DBA Lightning Education

Arts Education Connection San Diego

Arts for All

Arts Integrated

ArtsEd Tennessee

Beyond the Note Music Festival

Beyond the Stage Youth

Cold Narly Music Academy

Collaborative for Teaching and Learning

Fine Arts Preparatory

Florida Children's Museum

Free Guitars for Kids (FG4K)

FutureMakers

Girls Rock! DC

iNSPIRE the CHiLD

Jacqueline Messinetti

Maine Alliance for Arts Education

National Academy of Health and Physical Literacy

OriginArts KC

Partners for Rural Impact

Sharon Reid-Kane

Stockton Rush Bartol Foundation

Superba Vox

The Un.Inc

Young Choreographers Project

## Advisory Council:

American String Teachers Association

Arts Connect Houston

ArtsNOW Learning

Baltimore Children and Youth Fund

City Lore

Crayola and Tennessee Art Education Association

Educational Theatre Association

Ingenuity, Inc.

John F. Kennedy Center for the Performing Arts

The Learning Alliance

Media Arts Committee

Michigan Assessment Consortium (Michigan Arts  
Education Instruction and Assessment Project)

MINDPOP

Minnesota Education Equity Partnership

National Association for Music Education

NAMM (National Association of Music Merchants)

National Dance Education Organization

National Art Education Association

National Endowment for the Arts

National Guild for Community Arts Education

New Jersey State Council on the Arts

Partners for Rural Impact

State Education Agency Directors of  
Arts Education

Youth representative

Zechen Su, Master's Student in Arts  
Administration, Columbia University

U.S. Department of Education

Wallace Foundation

Wisconsin Music Educators Association

Wolf Trap Foundation for the Performing Arts



AEP has been supported by the National Endowment for the Arts and the U.S. Department of Education since 1995 and is administered by Education Commission of the States.

